



# Act Now update & Contracting Status

Keith Griswold, Assistant State Conservationist for Programs

FARM PRODUCTION AND CONSERVATION  
FSA | NRCS | RMA | Business Center



Natural Resources Conservation Service  
U.S. DEPARTMENT OF AGRICULTURE

# Act Now update



FARM PRODUCTION AND CONSERVATION  
FSA | NRCS | RMA | Business Center

# What is Act Now?

- Preapprovals will be first come first served from application submittal date for applications meeting or exceeding threshold.
- Obligated contracts must occur within the published timeline (45 days from preapproval).
- ACT NOW is not a different program, just a condensed process within existing Farm Bill programs (EQIP, CSP).
- Limited number of Resource Concerns
- Limited number of conservation practices
- Date of application is more important than ranking score

# FY25 EQIP Act Now fund pools

- Conservation Planning Activities (CPA)/ Design Inventory Activities (DIA) /Conservation Evaluation and Monitoring Activities (CEMA)
  - Example –Forest Mgt plan, Nutrient Mgt plan, etc
- High or Low Tunnel Systems
- Statewide Disaster Recovery
  - Wildfire recovery
- Inflation Reduction Act (IRA) Snake River Team (SRT) Local Working Group (LWG) Nutrients
- IRA NorthCentral Team (NCT) LWG Forestry
- IRA SRT LWG Forestry
- IRA NorthEast Team (NET) LWG Forest Health & Wildfire
- IRA SouthWest Team (SWT) LWG Forestry
- IRA West Palouse Team (WPT) LWG Forest Health & Wildfire Resilience

# EQIP Act Now

Blue highlighted are new for  
FY25

Fund Pool	FB or IRA	Eligible Landuse	Eligible Primary Practices	Supporting Practices allowed?	Threshold Ranking Score	Initial Allocation
High or Low Tunnel Systems	FB	Cropland	325, 821	NO	60	\$ 750,000
CPA-DIA-CEMA	FB	Any	100 or 200 series	NO	20	\$ 250,000
Statewide Disaster Recovery	FB	Any	300-800 series	YES	30	\$ 500,000
NET Forest Health & Wildfire	IRA	Forestland	342, 381, 383, 384, 390, 391, 420, 422, 612, 643, 666	YES	30	\$ 1,300,000
SRT Forestry	IRA	Forestland	314, 315, 327, 336, 342, 379, 381, 383, 384, 390, 391, 420, 484, 512, 528, 550, 612, 643, 666	YES	30	\$ 1,000,000
NCT Forestry	IRA	Forestland	342, 381, 383, 384, 390, 391, 420, 422, 612, 643, 666	YES	30	\$ 150,000
SRT Nutrient	IRA	Cropland	590	YES	30	\$ 2,000,000
WPT Forest Health & Wildfire Resilience	IRA	Forestland	342, 381, 383, 384, 390, 391, 420, 422, 612, 643, 666	YES	30	\$ 978,000
SWT Forestry	IRA	Forestland	314, 315, 383, 384, 666	YES	30	\$ 750,000




# Contracting Status


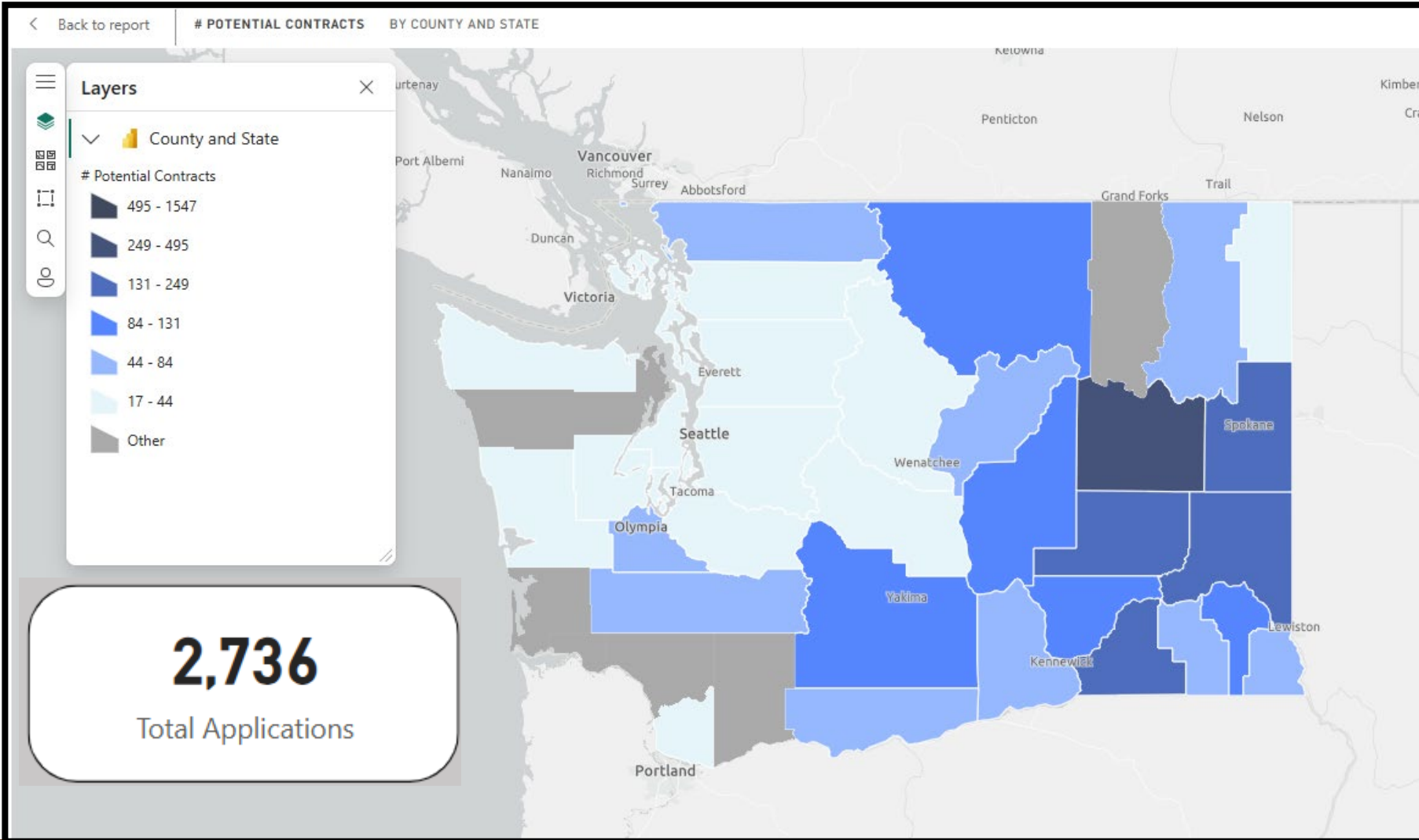


# FY25 IRA fund pools

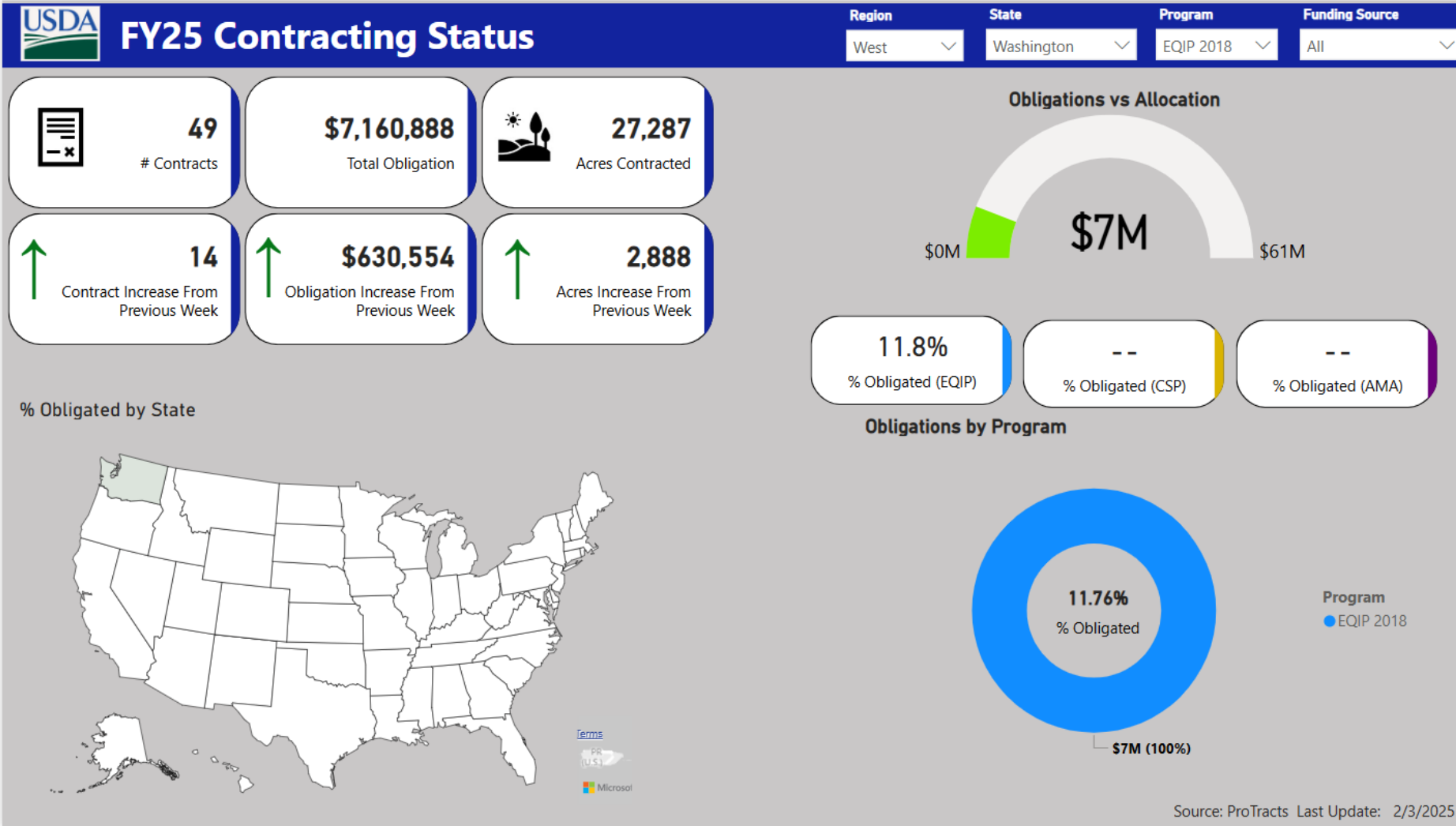
- Hold on IRA funds until further notice
- Can proceed with Farm Bill funded contracts/obligations



# FY25 EQIP & CSP applications



# FY25 EQIP contracts



# FY25 CSP renewal contracts

USDA

**FY25 Contracting Status**

Region: West | 
 State: Washington | 
 Program: CSP 2018 | 
 Funding Source: All

**18**  
# Contracts

**\$3,927,718**  
Total Obligation

**80,377**  
Acres Contracted

**0**  
Contract Increase From Previous Week

**\$0**  
Obligation Increase From Previous Week

**0**  
Acres Increase From Previous Week

**Obligations vs Allocation**

**\$4M**

\$0M ————— \$27M

**--**  
% Obligated (EQIP)

**14.3%**  
% Obligated (CSP)

**--**  
% Obligated (AMA)


**Obligations by Program**

**14.29%**  
% Obligated


**\$4M (100%)**

**% Obligated by State**

Source: ProTracts Last Update: 2/3/2025



# FY25 obligation status

 <b>Washington</b>											
Region: <span>West</span>   State: <span>Washington</span>   Program: <span>All</span>											
Program Link	Initial Allocation	Adjusted Allocation	Change in Allocations	# Contracts	Obligation	Acres	\$ per ac of Conservation	% Obligated	Avg Cost of Contract	Remaining Allocation	# Potential Contracts*
<b>CSP</b>	<b>\$27,484,000</b>	<b>\$27,484,000</b>	<b>\$0</b>	<b>18</b>	<b>\$3,927,718</b>	<b>80,377</b>	<b>\$49</b>	<b>14.29%</b>	<b>\$218,207</b>	<b>\$23,556,282</b>	<b>599</b>
Farm Bill	\$11,830,000	\$11,830,000	\$0	18	\$3,927,718	80,377	\$49	<div style="width: 14.29%;"></div>	\$218,207	\$7,902,282	547
IRA	\$15,654,000	\$15,654,000	\$0							\$15,654,000	52
<b>EQIP</b>	<b>\$55,884,602</b>	<b>\$60,884,602</b>	<b>\$5,000,000</b>	<b>49</b>	<b>\$7,160,888</b>	<b>27,287</b>	<b>\$262</b>	<b>11.76%</b>	<b>\$146,141</b>	<b>\$53,723,714</b>	<b>1,848</b>
Farm Bill	\$26,665,616	\$31,665,616	\$5,000,000	29	\$971,844	3,462	\$281	<div style="width: 11.76%;"></div>	\$33,512	\$30,693,772	1,570
IRA	\$29,218,986	\$29,218,986	\$0	20	\$6,189,044	23,826	\$260	<div style="width: 11.76%;"></div>	\$309,452	\$23,029,942	278
<b>Totals</b>	<b>\$83,368,602</b>	<b>\$88,368,602</b>	<b>\$5,000,000</b>	<b>67</b>	<b>\$11,088,606</b>	<b>107,664</b>	<b>\$103</b>	<b>12.55%</b>	<b>\$165,502</b>	<b>\$77,279,996</b>	<b>2,447</b>