



## Wisconsin State Technical Committee

Thursday, October 10, 2024 | 9:30a.m. - Noon  
8030 Excelsior Drive, Ste #200; Madison, WI

### Microsoft Teams Login Information

Download Microsoft Teams and click the first link to join the meeting or join by launching MS Teams through your internet browser through the Microsoft Teams link (preferred). You can call in for audio-only of this meeting using the phone number and conference ID provided.

For more instructions, [click here to download the step-by-step Microsoft Teams instructions for getting started](#) via desktop, laptop, or mobile device.

Persons with disabilities who require accommodations to Participate in this meeting should contact Dawn Lupacchino at 608-662-4422 ext. 241.

*Please turn off your camera mute your speaker and once connected.*

**Microsoft Teams** [Need help?](#)

[Join the meeting now](#)

Meeting ID: 213 492 620 551

Passcode: vyRQiP

**Dial in by phone**

[+1 202-650-0123,,190653764#](#) United States, Washington

[Find a local number](#)

Phone conference ID: 190 653 764#

For organizers: [Meeting options](#) | [Reset dial-in PIN](#)

### Agenda

Speaker	Topic
Nathan Fikkert (30 min) <i>State Conservationist</i>	Introduction and State Conservationist Report
Adam Dowling (30 min) <i>State Watershed Planning Specialist</i>	Watershed update on the Bear Creek, Coon Creek, and West Fork Kickapoo Creek Watershed, and WDNR-Kincaid WRE Restoration update. – Presentation Power Point Attached
Break (15 min)	
Melissa Bartz (10 min) <i>ASTC – Financial Assistance Programs</i> Dave Gundlach Easements	Financial Assistance Programs obligation update for FY24 – Presentation Power Point Attached  FY24 Easement Update – Presentation Power Point Attached
Subcommittee Leads (20 mins)	Subcommittee Reports: Forestry, Soil Health, Wildlife, Source Water Protection, Urban & Community Agriculture
Partners (40 mins)	Partner reports

### Adjourn





Meeting Notes:

Action Items		
Task	Assigned to	Due date

# Watershed Programs Update

## Coon Creek and West Fork Kickapoo

- All 3 counties passed resolutions in support of the Watershed Plans-Programmatic Environmental Impact Statement and a Watershed Agreement to pursue implementation of plan.
- Decommissioning of 23 dams, rebuild of 1.
- Nathan has submitted a letter requesting funding authorization to the Chief.
- **Next step** is the development of Statements of Work and Independent Government Estimates for the **Design process** in anticipation of funding authorization and availability.
- Funding availability is unknown at this time. When funds become available, NRCS anticipates covering 100% of the design through an Architecture & Engineering contract.
- WFK total \$25 million, sponsor share \$545,000. CC \$4.2 million, sponsor share \$62,000.
- The County LCDs will be expected to conduct landowner negotiations with regards to the construction mobilization/methods incorporated into the design, and the final disposition of properties/easements.

## Bear Creek

- The PIFR (Preliminary Investigations Findings Report) has been completed. A copy has been provided to the Sponsor, Outagamie County.
- Nathan has accepted the PIFR and has recommended moving forward into the Planning stage of the process.
- Steve and Adam to meet with Sponsors to discuss PIFR results.
- Seeking approximately \$1.5 million for planning study to determine if segregating urban vs ag drainage is feasible and how.
- Funding availability is unknown at this time. When funds become available, NRCS anticipates covering 100% of the planning through an Architecture & Engineering contract.

## Kincaid/DNR WRE Easement

- 1600 acre restoration, \$5.5 million
- Notice to proceed to construction was issued 10/1/2024
- Performance time December 31, 2025
- 11 miles of dike construction
- 2 large sheet pile weirs
- 4 water management areas

## Manawa Millpond Dam EWP (Emergency Watershed Protection Program)



- Heavy rains in July caused failure of millpond embankment, needs bank stabilization to protect downstream infrastructure (sanitary sewer lift station, business and library parking lots).
- DSR (Damage Survey Report) and request for funding have been submitted.
- Approval for funding coming sometime in mid-October at which time an agreement with the Sponsor, City of Manawa, will need to be executed.
- 180 ft of rock rip, 130 ft of sheet piling
- Concurrently, a Cultural Resources review of the site is being conducted.



United States Department of Agriculture


# FA Programs

State Tech Advisory Committee  
October 2024



Natural  
Resources  
Conservation  
Service

[nrcs.usda.gov/](https://nrcs.usda.gov/)







# FY2024 CSP Overview



		Contracts	\$ Obligated	% Obligated toward HU (By # of Contracts)
CSP - GCI	Total	4	\$4,515	0%
	HU Total	0	\$0	
CSP – Renewal	Total	267	\$6,635,552	12.3%
	HU Total	134	\$821,805	
CSP – Classic	Total	678	\$28,072,989	16.3%
	HU Total	148	\$4,577,302	
Grand Total			\$34,713,056	

HU = Historically Underserved (Includes: Limited Resource, Beginning, Socially Disadvantaged, and Veteran Farmer)





# Looking Forward into FY2025 CSP



## CSP – GCI:

- Sign up yet to be announced by National

## CSP – Renewals:

- Opportunity was given to existing contracts contracted in 2020 to have applications in by May 3, 2024.
- WI Received 361 applications
- Offices are finishing up with assessing and ranking these applications, these applications will have to be obligated into contracts by December 13th.

## CSP – Classic:

- Sign up timeline TBA





# FY2024 EQIP Farm Bill Overview



Fund Pool	\$ Obligated	# Contracts
Beginning Farmer	\$1,387,683	37
Conservation Incentive Contracts	\$14,772	1
Farmstead	\$4,744,436	58
CPA, DIA, CEMA	\$1,119,863	220
On-Farm Energy	\$31,954	10
NE WI Forestry and Wildlife Partnership	\$621,824	55
Organic Transition Initiative	\$23,862	2
National Organic Initiative	\$317,324	15
Urban Agriculture and Forestry	\$257,621	18
Socially Disadvantaged	\$1,444,995	57
WTCAC	\$595,781	6
LWG - Crop	\$3,557,637	93
LWG - Pasture	\$713,043	23
LWG - Forest	\$4,274,486	323
<b>Total</b>	<b>\$19,105,281</b>	<b>918</b>

Natural  
Resources  
Conservation  
Service

[nrcs.usda.gov/](https://nrcs.usda.gov/)





# FY2024 EQIP IRA Overview



Fund Pool	\$ Obligated	# Contracts
Agroforestry, Forestry, Upland Habitat*	\$352,210	26
Energy, Electricity Efficiency*	\$1,097,000	20
Grazing and Pasture*	\$5,877,356	146
Livestock Partnership*	\$720,677	2
Nitrogen Management	\$8,007,146	23
Soil Health	\$12,590,932	224
Wetlands*	\$174,972	13
<b>Total</b>	<b>\$28,820,292</b>	<b>454</b>

\* Indicates fully funded



# Looking Forward: FY2025 EQIP



## Anticipated Fund Pools in FY25 Signup 1:

- LWGs – 3 Fund Pools each: Crop, Pasture, Forest
- Beginning Farmer
- Conservation Incentive Contracts
- Climate Smart Agriculture and Forestry- (EQIP-IRA)
- Conservation Planning Activities (CPA), Design Implementation Activities (DIA), Conservation Evaluation and Monitoring Activities (CEMA)
- Farmstead
- Northeast Wisconsin Forestry & Wildlife Partnership
- National Organic Initiative
- Organic Transition Initiative
- Socially Disadvantaged
- Urban Agriculture
- Wisconsin Tribal Conservation Advisory Council

**Preapprovals expected to begin in mid-February 2025.**

**EQIP FY25 will utilize Farm Bill and Inflation Reduction Act (IRA) funds.**

Natural  
Resources  
Conservation  
Service

[nrcs.usda.gov/](https://nrcs.usda.gov/)



# FY2024 RCPP Overview



RCPP Agreement	\$ Obligated	# Contracts	HU Contracts
American Bird Conservancy - 2245	\$ 607,541	32	9
American Bird Conservancy - 2727	\$ 261,547	18	5
American Farmland Trust - 2329	\$ 139,815	2	0
Dane LWRD - 2512	\$ 145,171	4	0
MMSD - 1854	\$ 63,144	1	0
NEW Water - 2769	\$ 102,370	5	3
Sand County Foundation - 2320	\$ 231,954	26	10
Trout Unlimited - 2881	\$ 130,840	3	0
<b><i>TOTAL Land Management/Rental (LMR)</i></b>	<b>\$ 1,682,382</b>	<b>91</b>	<b>27 (30%)</b>
Entity-held Easements (EHE): AFT and MMSD	\$ 4,100,225	13	0
<b>TOTAL LMR + EHE</b>	<b>\$ 5,782,607</b>	<b>104</b>	



# Looking Forward: FY2025 RCPP

## RCPP projects participating in sign up 1 for FY25:

- American Bird Conservancy (KIWA/GWWA) – 2245
- American Bird Conservancy (Oak Ecosystems) – 2727
- American Farmland Trust – 2329
- Dane County Land and Water Resources District – 2512
- Ducks Unlimited – 3065 (easements only)
- NEW Water – 2769
- Sand County Foundation – 2320
- Trout Unlimited – 2881

## FY24 AFA projects launching in FY25

- Improving Soil Health in Potato Supply Chains – McCain Foods
- Accelerating Methane Emission Reductions in WI, MI, and IN Dairy Producers – Newtrient LLC

**New FY25 funded projects expected to be announced in Oct.**



# RCPP: Who to Contact



**Brandi Richter** (**Nikki Krause currently acting**) and **Jenn Chakravorty** coordinate RCPP agreements and partners:

- Negotiating and managing RCPP agreements (Classic projects shown on table above, AFAs not listed)
- Workload priority tools, rankings, and project roll-outs
- Partner payments and agreement modifications

**Shala Pence** helps with all RCPP LMR projects having a sign up:

- Application/contract updates & questions
- Anything related to contract payments, obligations, or modifications
- Staff training on RCPP contract management

**Kristin Westad** coordinates RCPP easements:

- Entity-held and US-held easements (MMSD, AFT, DU, ABC)





# FY2024 Water Quality Initiatives Overview

	FY24 SIGN-UP 1	FY24 SIGN-UP 2	FY24 TOTAL	FY24 TOTAL
GLRI Fund Pools	SU 1 Obligations (23/24)	SU2 Obligations (24/25)	FY24 Obligations	Contracts
Nearshore Health	\$6,952,227	\$2,781,969	\$9,734,196	111
<b>GLRI TOTAL</b>	<b>\$6,952,227</b>	<b>\$2,781,969</b>	<b>\$9,734,196</b>	<b>111</b>

MRBI FY24 Fund Pools	SU 1 Obligations-Act Now	SU 2 Obligations	FY24 Obligations	Contracts
Rush River II	\$145,953	NA	\$145,953	6
<b>MRBI TOTAL</b>	<b>\$145,953</b>	<b>NA</b>	<b>\$145,953</b>	<b>6</b>

NWQI FY24 Fund Pools	SU 1 Obligations-Act Now	SU 2 Obligations	FY24 Obligations	Contracts
Bear Lake-Little Wolf River	\$124,654	NA	\$124,654	2
City of Beloit Lower Rock R.	\$465,188	NA	\$465,188	2
Sinsinawa River	\$26,927	NA	\$26,927	1
<b>NWQI TOTAL</b>	<b>\$616,769</b>	<b>NA</b>	<b>\$616,769</b>	<b>5</b>

## FY2025

- **MRBI** – Planning Watershed: Eau Galle River (Pierce, Pepin, Dunn, St Croix Counties)
- **NWQI**- New Potential Planning Watersheds: Pigeon River (Waupaca Co), St. Croix SWPA, & Manitowoc SWPA





# 1st Quarter FA Program Deadlines

- **October 18, 2024: FY25 CSP Renewal Ranking Deadline**
  - Deadline for NRCS Staff to have applications received by 5/3/24 for FY25 Renewal sign up ranked.
- **December 13, 2024: FY25 CSP Renewal Obligation Deadline**
- **November 1, 2025: FY25 EQIP/RCPP Sign up 1 Application Batching Date**





# Questions

**Melissa Bartz**

**ASTC-FA**

**[melissa.bartz@usda.gov](mailto:melissa.bartz@usda.gov)**



Natural  
Resources  
Conservation  
Service

[nrcs.usda.gov/](https://nrcs.usda.gov/)



Natural Resources Conservation Service  
U.S. DEPARTMENT OF AGRICULTURE



Natural  
Resources  
Conservation  
Service



# FY2025 Q1 STAC Meeting: Easements Update

October 10, 2024 | David Gundlach, ASTC-Easements

FARM PRODUCTION AND CONSERVATION  
FSA | NRCS | RMA | Business Center



# FY25 ACEP Deadlines

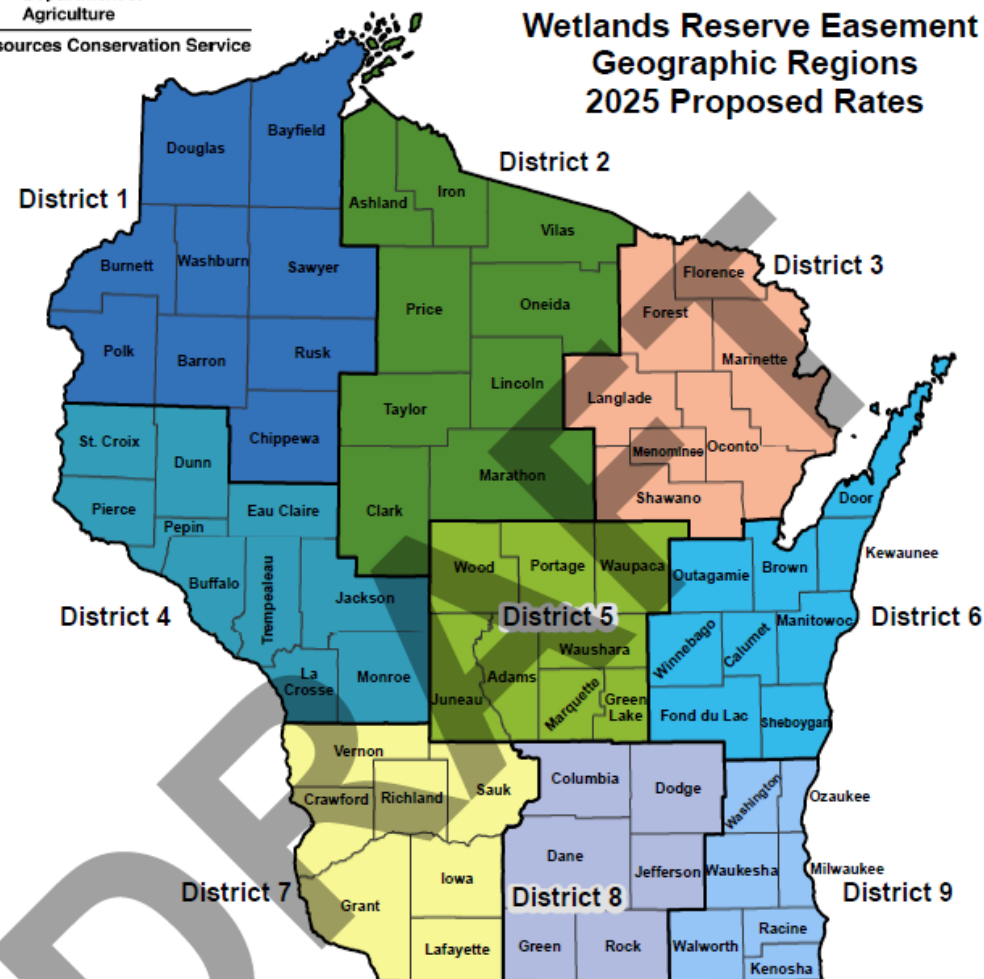
- Two application deadlines: Oct. 4 & Dec. 20
- Deadlines apply to all General, GLRI, and IRA applications
- ACEP ranking criteria posted to WI NRCS website

Milestone	Date
<del>FY 2025 ACEP WRE valuation package submission deadline</del>	<del>August 11, 2024</del>
National sign-up batching period 1	October 4, 2024
Ranking and selection deadline batching period 1	December 13, 2024
National sign-up batching period 2	December 20, 2024
Deadline to submit IRA-ACEP full-service requests in NEAT (batching period 1)	January 10, 2025
Return IRA ACEP funds (for states without eligible applications selected for funding)	January 10, 2025
Ranking and selection deadline batching period 2	February 7, 2025

Wisconsin  
Wetlands Reserve Easement  
Geographic Regions  
2025 Proposed Rates

# FY25 GARC for WRE

District	Cropland	Hayland	Pasture	Woodland	Wetland
1	\$5,015	\$3,315	\$3,315	\$2,380	\$595
2	\$5,015	\$3,315	\$3,315	\$2,210	\$595
3	\$5,015	\$3,315	\$3,315	\$2,805	\$595
4	\$5,780	\$4,590	\$4,590	\$4,250	\$1,700
5	\$5,780	\$4,590	\$4,590	\$4,250	\$1,700
6	\$8,500	\$4,590	\$4,590	\$5,100	\$1,700
7	\$9,435	\$4,590	\$4,590	\$5,270	\$1,700
8	\$9,010	\$4,590	\$4,590	\$6,460	\$1,700
9	\$9,860	\$4,590	\$4,590	\$6,460	\$1,700



District	Cropland	Hayland	Pasture	Woodland	Wetland
1	\$5,015	\$3,315	\$3,315	\$2,380	\$595
2	\$5,015	\$3,315	\$3,315	\$2,210	\$595
3	\$5,015	\$3,315	\$3,315	\$2,805	\$595
4	\$5,780	\$4,590	\$4,590	\$4,250	\$1,700
5	\$5,780	\$4,590	\$4,590	\$4,250	\$1,700
6	\$8,500	\$4,590	\$4,590	\$5,100	\$1,700
7	\$9,435	\$4,590	\$4,590	\$5,270	\$1,700
8	\$9,010	\$4,590	\$4,590	\$6,460	\$1,700
9	\$9,860	\$4,590	\$4,590	\$6,460	\$1,700

**Cropland:** Land that has been farmed to produce commodity crops at least once out of the last five years (including the associated non-infrastructure that is critical to farming drained hydric soils: ditches, buffers along ditches, pump stations, and irrigation pivots). Land currently in CRP qualifies as cropland.

**Hayland:** Land that has been farmed to produce hay at least three out of the last five years OR cropped at least once during the last ten years.

**Pasture:** Land that is primarily used to produce forage for livestock production (not cropped or used for hay production in the last five years).

**Woodland:** Land that is dominated (>50% cover) by woody species with a minimum height of fifteen feet at maturity.

**Wetland:** Land that contains hydric soils and currently has the hydrology to support a hydrophytic plant community. Land that has been idle for ten or more years and does not qualify as woodland.

Rates above are valid for projects within a minimum/maximum acreage range that varies by districts. Projects outside the acreage range may require an individual appraisal to determine valuation. Payment rates may not exceed the district cropland value per acre.


# FY24 vs. FY25 Values

District # - Area	Cropland FMV	FY25 Increase	Hay /Pasture FMV	FY25 Increase	Woodland FMV	FY25 Increase	Wetland FMV	FY25 Increase
1 - NW	\$5,900	7%	\$3,900	0%	\$2,800	17%	\$700	0%
2 - NC	\$5,900	7%	\$3,900	0%	\$2,600	16%	\$700	0%
3 - NE	\$5,900	7%	\$3,900	0%	\$3,300	27%	\$700	0%
4 - WC	\$6,800	3%	\$5,400	4%	\$5,000	16%	\$2,000	0%
5 - C	\$6,800	3%	\$5,400	4%	\$5,000	16%	\$2,000	0%
6 - EC	\$10,000	0%	\$5,400	4%	\$6,000	22%	\$2,000	0%
7 - SW	\$11,100	1%	\$5,400	4%	\$6,200	9%	\$2,000	0%
8 - SC	\$10,600	1%	\$5,400	4%	\$7,600	10%	\$2,000	0%
9 - SE	\$11,600	2%	\$5,400	4%	\$7,600	10%	\$2,000	0%



# FY25 Sign Up 1 Applications

- Agricultural Land Easements (ALE)
  - 11 applications (!!!) (\$500K available)
  - 11 IRA apps (\$4.8M shared with WRE)
  - \$5.6M requested
- Wetland Reserve Easements (WRE)
  - 29 applications (!!!)
  - 8 General FB apps (\$1.7M available)
  - 9 GLRI apps (\$3.2M available)
  - 12 IRA apps (4.8M shared with ALE)
  - \$ demand TBD



# FY24 Enrollments

- General WRE
  - 4 applications enrolled
  - 254 ac.
- GLRI WRE
  - 10 applications enrolled
  - 570 ac.
- IRA WRE
  - 3 applications enrolled
  - 276 ac.



- General ALE
  - 1 applications enrolled
  - 197 ac.
- IRA ALE
  - 2 applications enrolled
  - 193 ac.

# Pigs Flying

- Gifford WRE in Walworth Co. Closed August 12!





# Prior-Year Enrollments

- 2019 WREs (170 ac.)
  - Lybert and Ostrowski very near closing
- 2021 WREs (229 ac.)
  - 3 APCEs expiring 2/15/2025
  - Fox River, Martis, Sambs
- 2022 WREs (391 ac.)
  - 4 APCEs expiring 2/15/2025
  - Houlberg, Miller, Steinke, Slug & Arrow



# Prior-Year Enrollments

- 2019 FPEs (83 ac.)
  - Putze APCE extension to 12/31/2024
  - Evenson expiring in 2025
  - Blankenship & Staunton withdrew from enrollment offer
- 2023 WREs (545 ac.)
  - 9 APCEs expire 2/15/2025
  - Bosben, Buss, Doherty, Kau, Massman, Schmidt, Strook, Thommen, Van Dreef



# WDNR Kincaid Restoration

- 1,743.9 ac. project awarded to Wondra Construction, Inc.
- Final bid: \$5.48M
- Notice to proceed issued 9/30/2024
- Construction will start this fall

