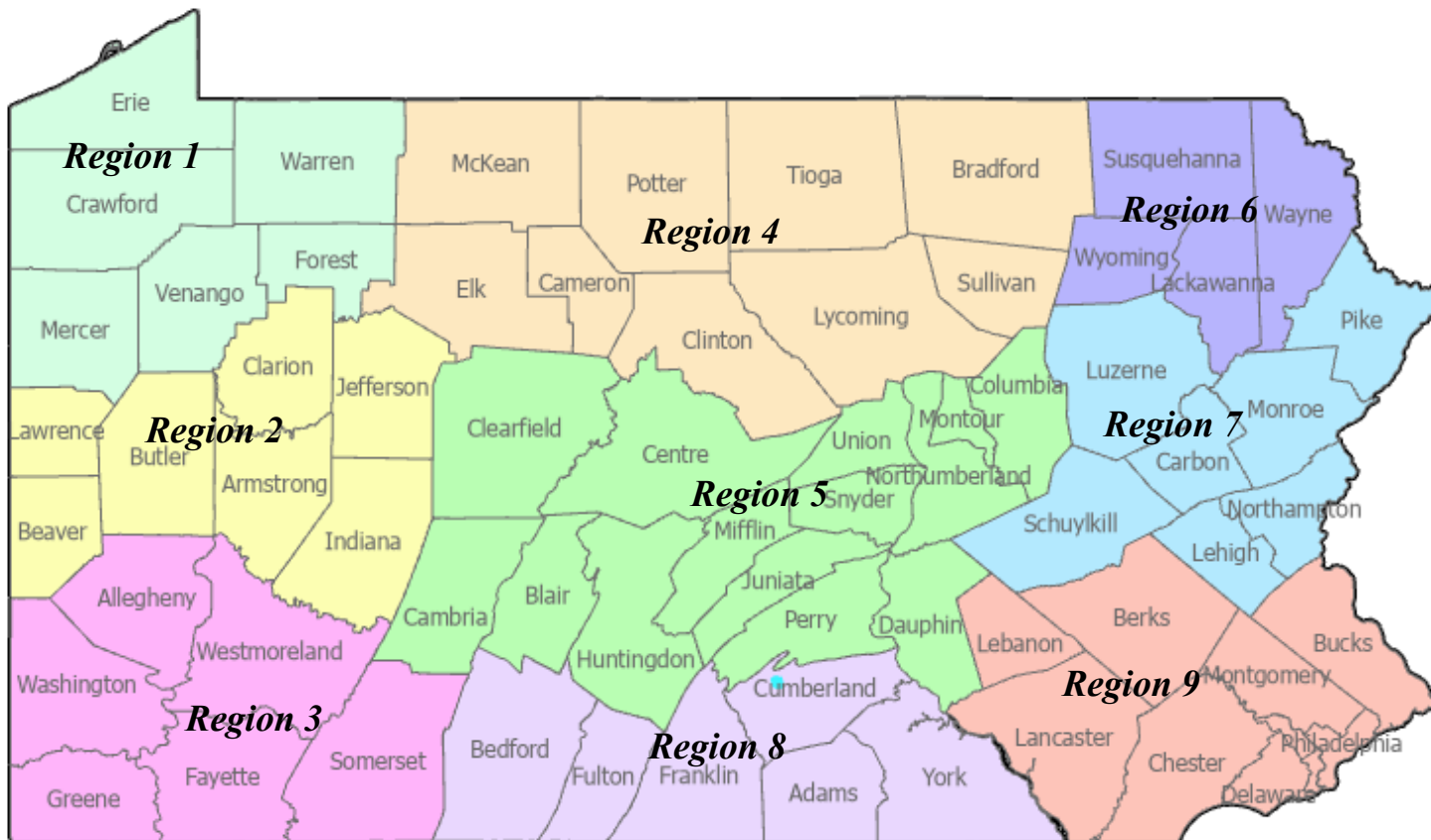











DRAFT
FY2025 Geographic Area Rate Caps (GARC)
for ACEP Wetland Reserve Easements (WRE)
by Pennsylvania Regions



NTE Rate Per Acre for Appraisals		
Legend	Market Area	Appraisal NTE Rate Per Acre
	Region 1	\$5,600
	Region 2	\$6,100
	Region 3	\$6,160
	Region 4	\$6,100
	Region 5	\$7,299
	Region 6	\$6,160
	Region 7	\$6,160
	Region 8	\$8,400
	Region 9	\$14,650