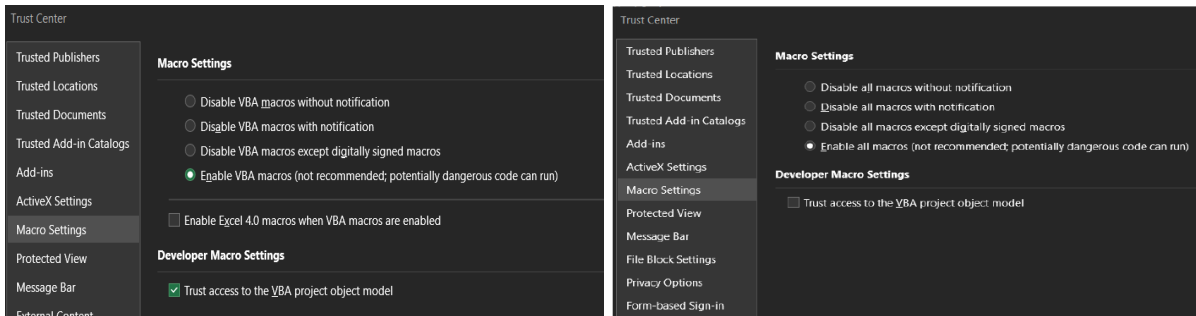
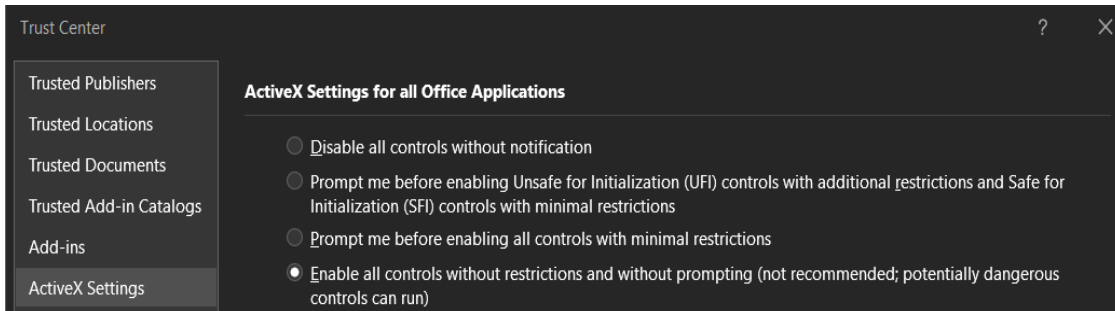


Steps to Enable Macros and ActiveX Settings in Microsoft Excel (Macros-enabled NRCS-CPA-52 Worksheet)

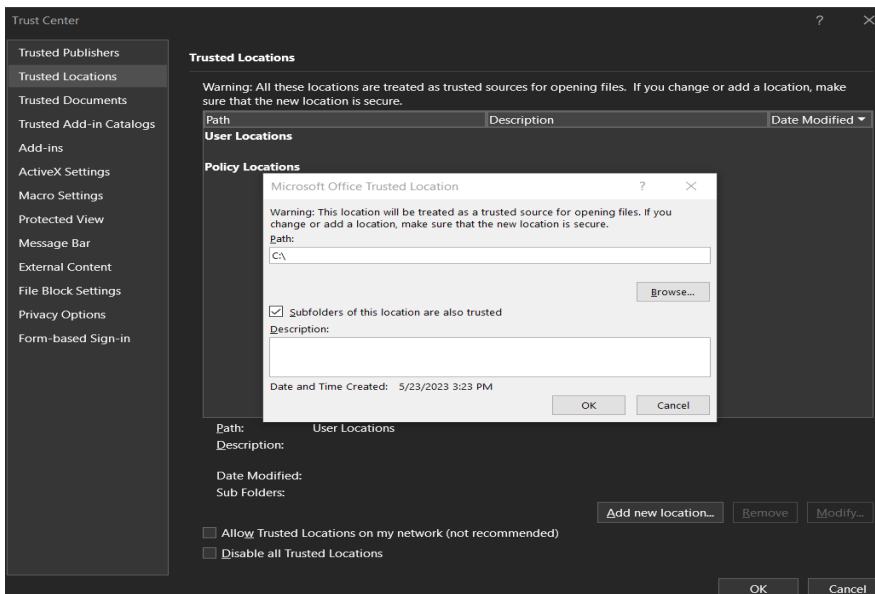
1. Open the Microsoft Office Excel application.
2. Click on the "File" tab in the top left corner of the screen.
3. Click on "Options" at the bottom of the menu on the left-hand side.
4. In the left-hand menu of the "Options" window, click on "Trust Center".
5. Click on the "Trust Center Settings" button in the right-hand pane.
6. In the "Trust Center" window, click on "Macro Settings", and select the option to "Enable VBA Macros...". (See Examples below)



7. In the "Trust Center" window, click on "ActiveX Settings", and the option to "Enable all controls without restrictions and without prompting...". (See Example below)



8. Click "OK" to save the changes.
9. Lastly, in the "Trust Center" window, click on "Trusted Locations", and then "Add new location...". In the new window, set the Path to: C:\ and check the "Subfolders of this location are also trusted" box (See Example below). Make sure to save and always open the macros-enabled worksheet from the C: drive.



Steps to Integrate CART-Results into Macros-enabled NRCS-CPA-52 Worksheet

1. Navigate to the client's CART-Results page in CART.
2. In the Table View, copy the entire table, beginning with the heading through the last row.

Table view Graph view

Results

Category	Resource Concerns	Components	Existing Conditions	Existing Practices	Existing Total	Existing Total Override	Planned Practices	Planned Total	Planned Total Override	Threshold
Degraded plant condition	Plant productivity and health	Plant productivity and health			7.6	7.6	7.6	7.6		50
	Plant structure and composition	Plant structure and composition			12	12	12	12		50
Livestock production limitation	Feed and forage balance	Feed and forage balance	0	0	0	0	3	3		50
	Inadequate livestock shelter	Inadequate livestock shelter	0	0	0	0	0	0		50
	Inadequate livestock water quantity, quality and distribution	Inadequate livestock water quantity, quality and distribution	0	0	0	0	36.5	36.5		50

3. In the CART-Results tab, press the “Paste CART Results” button.

CART-Resource Concerns Results
Version: 4/2023 (1.00)
Appendix A

Instructions

1. Navigate to the client's CART-Results page in CD.
2. In the Table View, copy the entire table, starting with the heading through the last row.
3. In the CART-Results tab, press the “Paste CART Results” button.
4. Verify resource concerns selected in CART have been populated in Section F.
5. Analyze resource condition in Section F (edit calls as needed)
6. Describe short-term, long-term, and cumulative effects for each Alternative at the Category-level, in Section I.

CART-Planned Practices Effects Legend

Substantial Improvement: 40 >

Moderate Improvement: 39 - 20

Slight Improvement: 19 - 0.1

No Improvement: 0 <

Paste CART Results

Clear Sheet

Return to CPA-52 Worksheet

Client/Plan Information:

Client Name:

Conservation Plan ID #:

Program Authority:

Identification #:

CART-Assessment ID:

F. Resource Concerns and Existing/ Benchmark Conditions

(Analyze and record the condition for each identified and/or assessed Soil, Water, Air, Plants, Animals, and Energy (SWAPAE) resource concern category.)

I. Effects of Alternatives

Resource Concern Category	Resource Concern	Resource Concern Component	CART-Existing Condition	CART-Planned Practices Effects	Planning Criteria	Existing Override	Planned Override	No Action	Alternative 1	Alternative 2
								Amount, Status, Description <i>(Document both short and long term impacts)</i>	Amount, Status, Description <i>(Document both short and long term impacts)</i>	Amount, Status, Description <i>(Document both short and long term impacts)</i>

4. Verify resource concerns selected in CART have been populated in Section F within the “CART-Results” tab.

CART-Resource Concerns Results
Version: 4/2023 (1.00)
Appendix A

Instructions

1. Navigate to the client's CART-Results page in CD.
2. In the Table View, copy the entire table, starting with the heading through the last row.
3. In the CART-Results tab, press the “Paste CART Results” button.
4. Verify resource concerns selected in CART have been populated in Section F.
5. Analyze resource condition in Section F (edit calls as needed)
6. Describe short-term, long-term, and cumulative effects for each Alternative at the Category-level, in Section I.

CART-Planned Practices Effects Legend

Substantial Improvement: 40 >

Moderate Improvement: 39 - 20

Slight Improvement: 19 - 0.1

No Improvement: 0 <

Paste CART Results

Clear Sheet

Return to CPA-52 Worksheet

Client/Plan Information:

Client Name:

Conservation Plan ID #:

Program Authority:

Identification #:

CART-Assessment ID:


F. Resource Concerns and Existing/ Benchmark Conditions

(Analyze and record the condition for each identified and/or assessed Soil, Water, Air, Plants, Animals, and Energy (SWAPAE) resource concern category.)

I. Effects of Alternatives

Resource Concern Category	Resource Concern	Resource Concern Component	CART-Existing Condition	CART-Planned Practices Effects	Planning Criteria	Existing Override	Planned Override	No Action	Alternative 1	Alternative 2
								Amount, Status, Description <i>(Document both short and long term impacts)</i>	Amount, Status, Description <i>(Document both short and long term impacts)</i>	Amount, Status, Description <i>(Document both short and long term impacts)</i>
Degraded plant condition	Plant productivity and health	Plant productivity and health	Not Met	Slight Improvement	Not Met	---	---			
	Plant structure and composition	Plant structure and composition	Not Met	Slight Improvement	Not Met	---	---			
Livestock production limitation	Feed and forage balance	Feed and forage balance	Not Met	Slight Improvement	Not Met	---	---			
	Inadequate livestock shelter	Inadequate livestock shelter	Not Met	No Improvement	Not Met	---	---			
	Inadequate livestock water quantity, quality and distribution	Inadequate livestock water quantity, quality and distribution	Not Met	Moderate Improvement	Not Met	---	---			

5. Analyze resource condition in Section F (edit cells as needed).



CART-Resource Concerns Results


Version: 4/2023 (1.00)


Appendix A


Instructions


1. Navigate to the client's CART-Results page in CD.
2. In the Table View, copy the entire table, starting with the heading through the last row.
3. In the CART-Results tab, press the "Paste CART Results" button.
4. Verify resource concerns selected in CART have been populated in Section F.
5. Analyze resource condition in Section F (edit cells as needed)
6. Describe short-term, long-term, and cumulative effects for each Alternative at the Category-level, in Section I.

CART-Planned Practices Effects Legend

Substantial Improvement: 40 > 

Moderate Improvement: 39 - 20 

Slight Improvement: 19 - 0.1 

No Improvement: 0 < 

Paste CART Results

Clear Sheet

Return to CPA-52 Worksheet

Client/Plan Information:






Client Name: _____

Conservation Plan ID #: _____


Program Authority: _____

Identification #: _____

CART-Assessment ID: _____

F. Resource Concerns and Existing/ Benchmark Conditions <small>(Analyze and record the condition for each identified and/or assessed Soil, Water, Air, Plants, Animals, and Energy (SWAPAE) resource concern category.)</small>								I. Effects of Alternatives		
Resource Concern Category	Resource Concern	Resource Concern Component	CART-Existing Condition	CART-Planned Practices Effects	Planning Criteria	Existing Override	Planned Override	No Action	Alternative 1	Alternative 2
								Amount, Status, Description <small>(Document both short and long term impacts)</small>	Amount, Status, Description <small>(Document both short and long term impacts)</small>	Amount, Status, Description <small>(Document both short and long term impacts)</small>
Degraded plant condition	Plant productivity and health	Plant productivity and health	Not Met	Slight Improvement 	Not Met	---	---			
	Plant structure and composition	Plant structure and composition	Not Met	Slight Improvement 	Not Met	---	---			
Livestock production limitation	Feed and forage balance	Feed and forage balance	Not Met	Slight Improvement 	Not Met	---	---			
	Inadequate livestock shelter	Inadequate livestock shelter	Not Met	No Improvement 	Not Met	---	---			
	Inadequate livestock water quantity, quality and distribution	Inadequate livestock water quantity, quality and distribution	Not Met	Moderate Improvement 	Not Met	---	---			

6. For each Alternative in Section I, describe both short-term and long-term effects at the Resource Concern Category-level.



CART-Resource Concerns Results


Version: 4/2023 (1.00)


Appendix A


Instructions


1. Navigate to the client's CART-Results page in CD.
2. In the Table View, copy the entire table, starting with the heading through the last row.
3. In the CART-Results tab, press the "Paste CART Results" button.
4. Verify resource concerns selected in CART have been populated in Section F.
5. Analyze resource condition in Section F (edit cells as needed)
6. Describe short-term, long-term, and cumulative effects for each Alternative at the Category-level, in Section I.

CART-Planned Practices Effects Legend

Substantial Improvement: 40 > 

Moderate Improvement: 39 - 20 

Slight Improvement: 19 - 0.1 

No Improvement: 0 < 

Paste CART Results

Clear Sheet

Return to CPA-52 Worksheet

Client/Plan Information:






Client Name: _____

Conservation Plan ID #: _____

Program Authority: _____

Identification #: _____

CART-Assessment ID: _____

F. Resource Concerns and Existing/ Benchmark Conditions <small>(Analyze and record the condition for each identified and/or assessed Soil, Water, Air, Plants, Animals, and Energy (SWAPAE) resource concern category.)</small>								I. Effects of Alternatives		
Resource Concern Category	Resource Concern	Resource Concern Component	CART-Existing Condition	CART-Planned Practices Effects	Planning Criteria	Existing Override	Planned Override	No Action	Alternative 1	Alternative 2
								Amount, Status, Description <small>(Document both short and long term impacts)</small>	Amount, Status, Description <small>(Document both short and long term impacts)</small>	Amount, Status, Description <small>(Document both short and long term impacts)</small>
Degraded plant condition	Plant productivity and health	Plant productivity and health	Not Met	Slight Improvement 	Not Met	---	---			
	Plant structure and composition	Plant structure and composition	Not Met	Slight Improvement 	Not Met	---	---			
Livestock production limitation	Feed and forage balance	Feed and forage balance	Not Met	Slight Improvement 	Not Met	---	---			
	Inadequate livestock shelter	Inadequate livestock shelter	Not Met	No Improvement 	Not Met	---	---			
	Inadequate livestock water quantity, quality and distribution	Inadequate livestock water quantity, quality and distribution	Not Met	Moderate Improvement 	Not Met	---	---			