



# Program Updates – January 2023

## Keith Kloubec- ASTC-Programs

Natural  
Resources  
Conservation  
Service

[nrcs.usda.gov](https://nrcs.usda.gov)

# TOPICS

**2022 Program Summary**

**2023 Program Updates**

**Opportunities**





A photograph of a rural landscape featuring a green field in the foreground, several barns and a silo in the middle ground, and rolling hills in the background under a cloudy sky.

CSP



Conservation Stewardship Program

# FY22 Conservation Stewardship Program (CSP) Data

## Conservation Stewardship Program (CSP) – 2022

**\$24.5 million on 201,101 Acres.**

**241 Contracts ----- 3337 Applications**

### CSP Renewals:

59 contracts, 810 applications (7.3% funded)  
\$6.5M on 45K acres. Avg Contract \$110,423.

### CSP Classic:

182 contracts, 2527 applications (7.2% funded)  
\$18M on 155K acres. Avg Contract \$98,900.



## CSP Annual Payments

- 1400+ Customer Payments for 2022
- \$19.4M paid out and another \$5.5 M in process

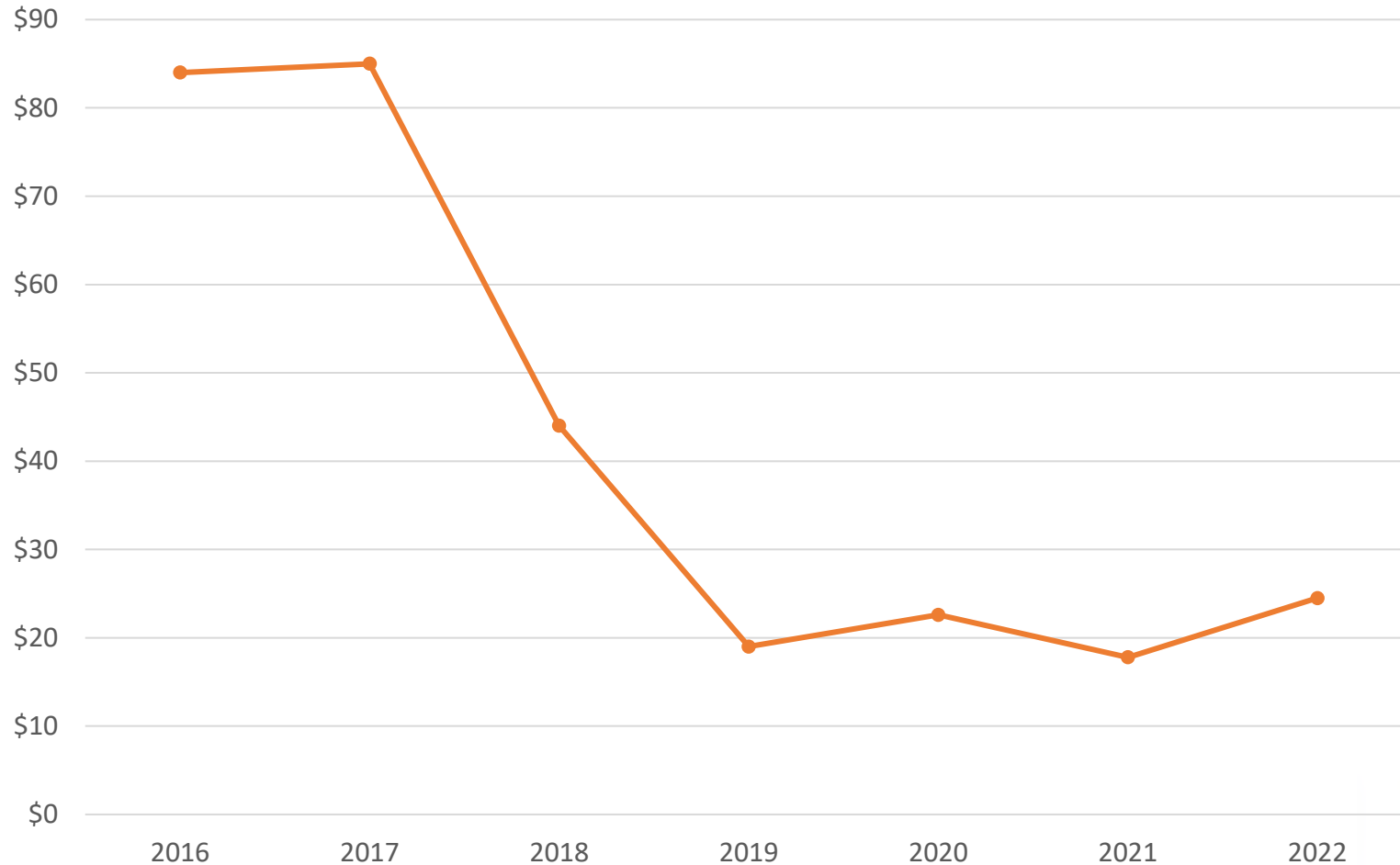




United States  
Department of  
Agriculture



### *MN CSP Funds (in Millions)*



Natural  
Resources  
Conservation  
Service  
[nrcs.usda.gov](https://nrcs.usda.gov)



# EQIP

Environmental Quality Incentives Program



## FY22 Environmental Quality Incentives Program (EQIP)

## EQIP 2022

**2556 applications received for FY2022**

**906 contracts ~ 35% funded**

**\$30,038,903**






## **Environmental Quality Incentives Program (EQIP)- 2022**

### **National Targets vs MN projected**

- **WILDLIFE (10%) – MN-12.5%**
- **LIVESTOCK (50%) –MN 60%**
- **BEGINNING FARMER (5%)- MN 29.7%**
- **SOCIALLY DISADVANTAGED (5%) – MN 4.7%**
- **“LOCAL FUNDING” - STC GOAL 70% - MN 72.7%**



## TOP PRACTICES in 2022 (2021 Practice Rank) \$20.3M ~66% in top 10

Practice	Obligated	Count of Practice
Cover Crop (2)	\$ 3,942,074.37	646
Roofs and Covers (1)	\$ 3,732,955.72	34
Waste Storage Facility (3)	\$ 3,007,925.14	38
Pest Management Conservation System (10)	\$ 1,783,587.01	147
Underground Outlet (5)	\$ 1,658,123.59	349
Grade Stabilization Structure (7)	\$ 1,546,850.84	97
Nutrient Management(4)	\$ 1,452,066.78	180
Fence (8)	\$ 1,290,664.33	216
Heavy Use Area Protection (6)	\$ 1,064,204.87	154
Water and Sediment Control Basin (11)	\$ 843,807.26	271



Sum of Obligation Count of Contract Number


## 2022 EQIP Total Contracts and Dollars Obligated



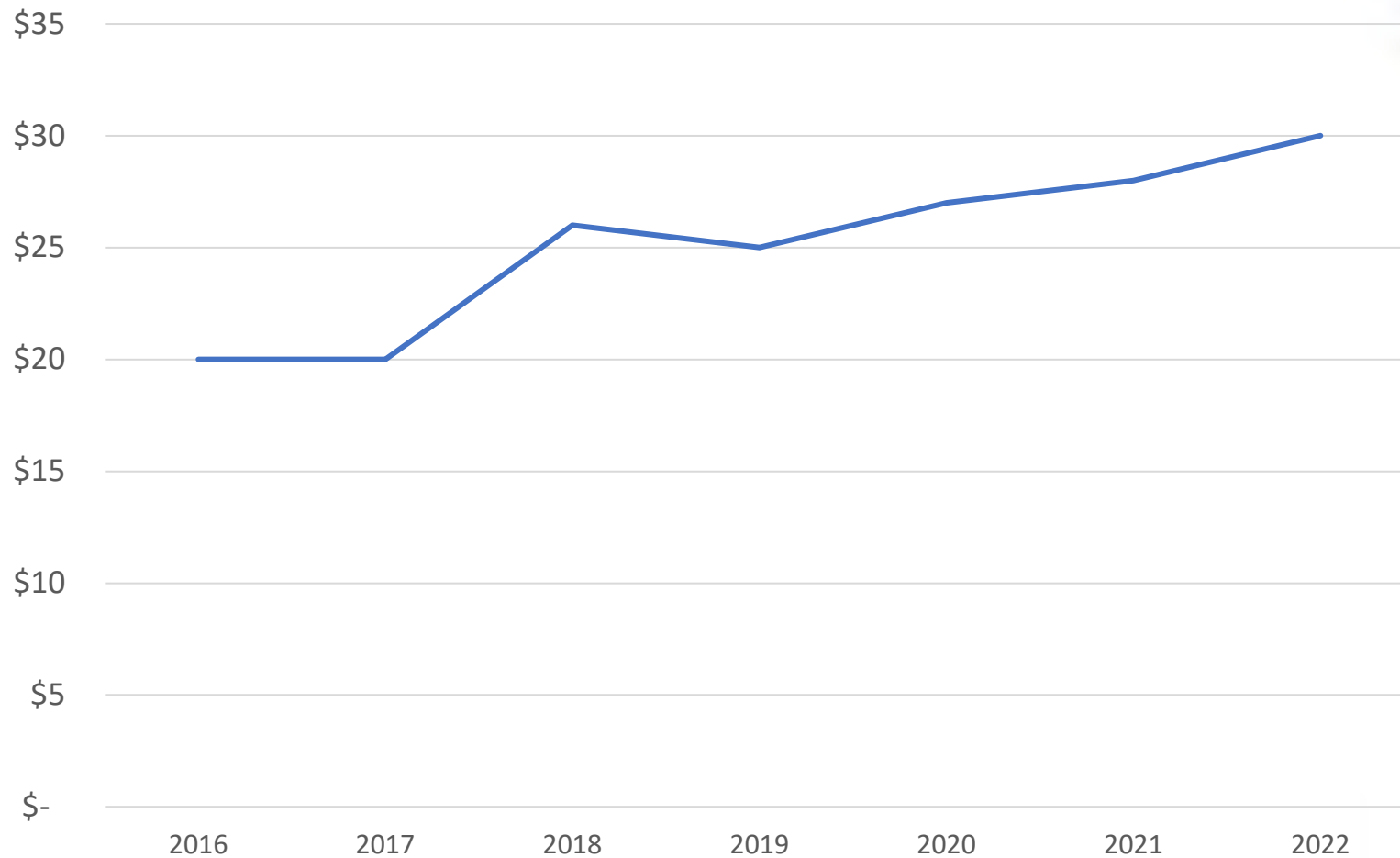
Area ▾



United States  
Department of  
Agriculture



### MN EQIP Funds (in Millions)



Natural  
Resources  
Conservation  
Service

[nrcs.usda.gov](https://nrcs.usda.gov)



## 2023 Program Delivery – Goals

- Earlier sign-ups
- More local input and control
- Improved Efficiency
- Customer Service
- Capitalize on Opportunities



# 2023 CSP Renewals



**123 Contracts, \$10.5M, 84,294 acres - #3 in the Country**

- **35 Forestry, 88 Agriculture**
- **7.3% Beginning Farmer, 2.8% Organic. 2.7%. Socially Disadvantaged**

## **Top 5 Popular Activity Scheduled under NIPF contracts:**

- 1) E612G-Tree/shrub planting for wildlife food
- 2) CP 314-Brush Management/ E314A:Brush Management to improve wildlife habitat
- 3) E666O-Snags, den trees, and coarse woody debris for wildlife habitat
- 4) E612D-Adding food-producing trees and shrubs to existing plantings
- 5) E645C-Edge feathering for wildlife cover

## **Top 5 Popular Activity Scheduled under AgLand contracts:**

- 1) CP595-Pest Management Conservation System
- 2) CP590-Nutrient Management
- 3) CP340-Cover Crop
- 4) E590A-Improving nutrient uptake efficiency & reducing the risk of nutrient losses
- 5) E595A-Reduce risk of pesticides in surface water by utilizing precision pesticide application techniques

# 2023 CSP Classic



**\$12.2M to start (\$11.8 M and \$0.4M Organic)**

February 10<sup>th</sup> - application cutoff  
expect it to be highly competitive

Area Level Fund Pools, Beginning Farm, Socially Disadvantaged & Organic.

March 1st and June 1<sup>st</sup> - Opportunity to request more Program Funds (all programs)

**2878 applications (as of 1/4/22).**

**\$26,443,572 Available**

## **State/National Level Priorities:**

Program Goals (Livestock, Wildlife, Source Water Protection, Historically Underserved), Urban, & Climate.

### **National & State Fund Pools:**

- On-Farm Energy Initiative (NOFEI)
- Organic Initiative (NOI)
- Monarch Butterfly Habitat Dev Project
- High Tunnel
- Socially Disadvantaged Farmer or Rancher (SDFR)

### **Area Fund Pools Available by Area:**

- Farmstead (includes Ag Waste)
- Beginning Farmer or Rancher (BFR)
- Wildlife
- CPA-DIA-CEMA
- Great Lakes Restoration Initiative (GLRI)
- Mississippi River Basin Healthy Watersheds Initiative (MRBI)
  - Goose Lake
  - Backes Lake
  - West Indian Lake
- National Water Quality Initiative (NWQI)
  - Whiskey Creek

### **Local Fund Pools Available by Conservation Service Teams (CST):**

- Cropland
- Forestland
- Pastureland

### **Conservation Incentive Contracts Approved One Watershed One Plan Watersheds:**

- **NW:** Wild Rice-Marsh Watershed
- **NE:** Rum River
- **SE:** Cannon River
- **SW:** Missouri River Basin







# Opportunities

---

## Regional Conservation Partnership Program (RCPP)

### FY2023 Proposals

- **Notice of Funding Opportunity expected later winter/early spring.**
- **Likely have Classic and Grants in same announcement**



Natural  
Resources  
Conservation  
Service

[nrcs.usda.gov](https://nrcs.usda.gov)

# Start Planning Early & Often

**Partners-** Who can help and who would benefit (Non- profits, Agencies, Ag Groups, Ari business, Conservation Groups, local, regional and more)

**Impact-** What is the issue and need and how will outcomes be measured, accomplished, and reported. Environmental & Social Impacts.

**Contribution-** Technical, Financial, Technology, Tools, and more

**Innovation-** Why is RCPP a good fit and how will it work? Using partner contributions/support for items RCPP can't pay for? Unique use of contracts, rentals, and/or easements.



Natural  
Resources  
Conservation  
Service

[nrcs.usda.gov](http://nrcs.usda.gov)

# GRANTS (Alternative Funding Arrangements (AFA) vs Classic RCPP

- Who does the planning, design and implementation assistance
- Who holds the “contracts” (manage and pay)
- Partners responsibilities and proven experience/success
- NRCS Program “like” delivery OR NOT
- Other innovative needs



Natural  
Resources  
Conservation  
Service

[nrcs.usda.gov](https://nrcs.usda.gov)



# Agricultural Improvement Act 2018 (Farm Bill)

**2018 Farm Bill to Expire 9/30/22**

**Expect Hearings Soon ????**

**TOTAL: \$428 BILLION**

**CONSERVATION, 7%**

Example: Conservation Stewardship Program (CSP)

**COMMODITIES, 7%**

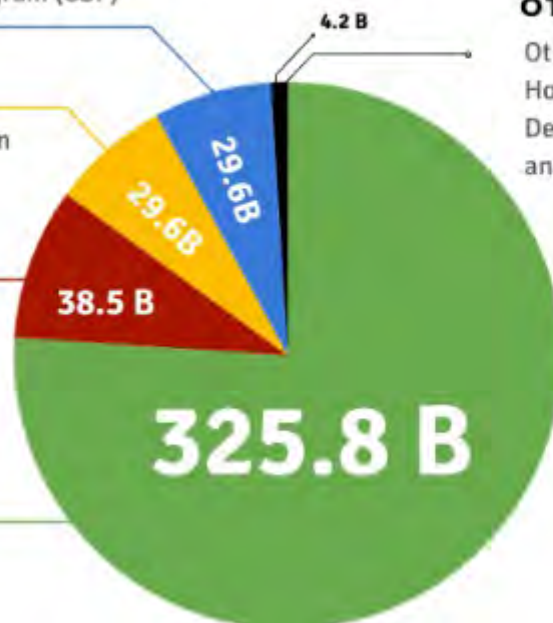
Example: Whole Farm Revenue Protection Program (Whole Farm)

**CROP INSURANCE, 9%**

Example: Price Loss Coverage Program

**NUTRITION, 76%**

Example: Supplemental Nutrition Assistance Program (SNAP)



**OTHER, 1%**

Other includes Miscellaneous, Horticulture, Forestry, Rural Development, Credit, Research, and everything else

Natural  
Resources  
Conservation  
Service

[nrcs.usda.gov](https://nrcs.usda.gov)

## Discussion /Questions

*USDA is an equal opportunity  
provider, employer, and lender.*

