*Prefabricated Stock Tank
_____ gallon min.
_____ ft dia. min.

*Note: Plans or product literature for all prefabricated stock tanks will be submitted to the NRCS by the Landowner for review and approval prior to purchase and installation. Submittals are not required if the proposed tank has been reviewed by NRCS previously and is listed by the agency as preapproved. Tanks made of steel, fiberglass, concrete and rubber tires may all be acceptable. Tank capacity will be as shown on the drawings.

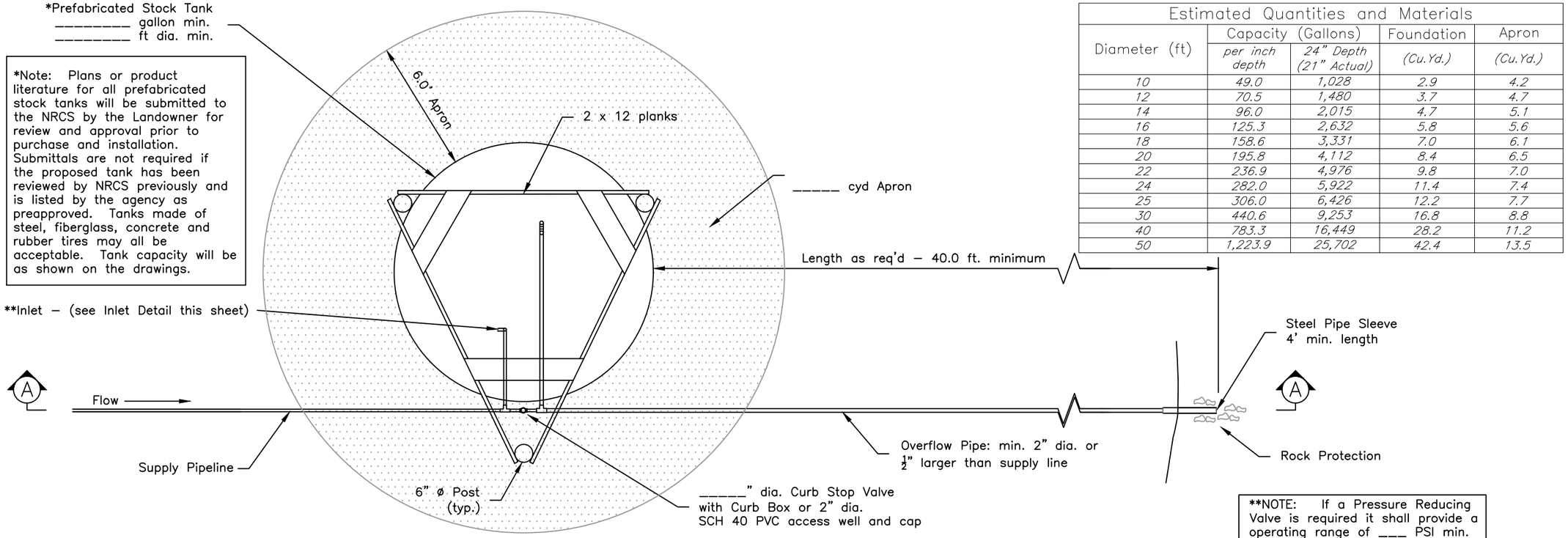

PLAN VIEW

N.T.S.

Estimated Quantities and Materials				
Diameter (ft)	Capacity (Gallons)		Foundation	Apron
	per inch depth	24" Depth (21" Actual)	(Cu.Yd.)	(Cu.Yd.)
10	49.0	1,028	2.9	4.2
12	70.5	1,480	3.7	4.7
14	96.0	2,015	4.7	5.1
16	125.3	2,632	5.8	5.6
18	158.6	3,331	7.0	6.1
20	195.8	4,112	8.4	6.5
22	236.9	4,976	9.8	7.0
24	282.0	5,922	11.4	7.4
25	306.0	6,426	12.2	7.7
30	440.6	9,253	16.8	8.8
40	783.3	16,449	28.2	11.2
50	1,223.9	25,702	42.4	13.5

**NOTE: If a Pressure Reducing Valve is required it shall provide a operating range of ___ PSI min. IN and ___ PSI OUT.

***Note: Install min. 6–inches of compacted fine gravel, or sand on sites with clay soils with high shrink/swell potential. Optional on lighter or gravelly soils with little or no potential for shrink/swell. In all cases the tank and apron area shall be stripped of all organics and the tank placed on a stable, well compacted foundation.

Note: Wildlife escape ramps are required by NRCS to be installed on all stock water tanks. Refer to attached drawings for specific details.

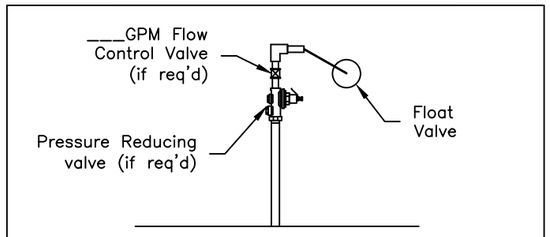

INLET PIPE DETAIL

N.T.S.

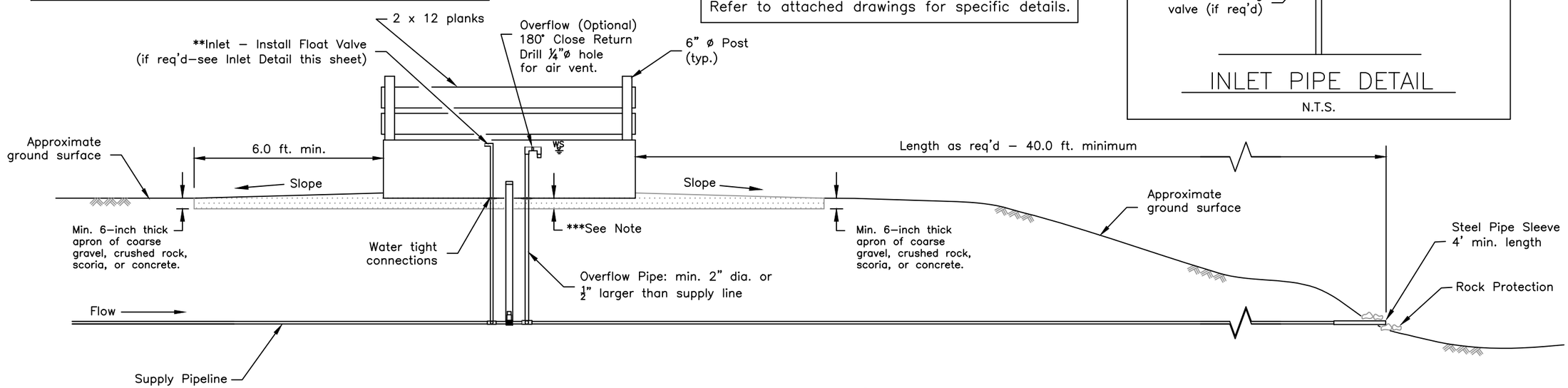

SECTION (A)

N.T.S.

Drawing Not to Scale

Date

Designed

Checked

Approved

TYPICAL ROUND STOCK TANK BYPASS INSTALLATION DETAIL

OWNER:

COUNTY:

NRCS
Natural Resources Conservation Service

Drawing Number
ND–DWG–104

Date

Sheet of