

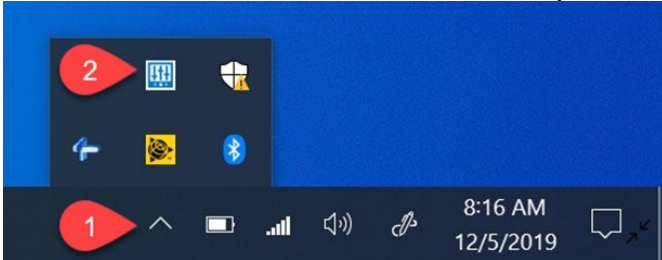
Trimble T10 Touchscreen Mode

Overview: The Trimble T10 tablet has multiple settings for the responsiveness of the touchscreen.

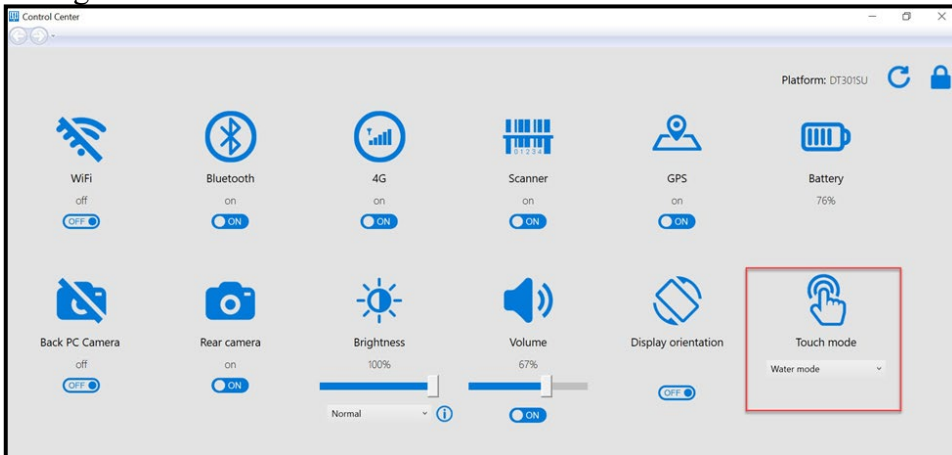
- *Finger Mode* is the default setting
- *Glove Mode* is intended to work with touchscreen (capacitive) friendly gloves

Setting the Touch Mode

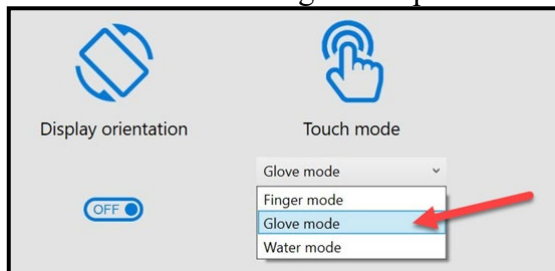
1. After turning the T10 tablet click the “^” on the Task Bar.
2. Click the **Control Center** icon and click Open.



3. Within Control Center (not to be confused with Control Panel), Touch Mode is one of the settings.



4. The Touch Mode setting has 3 options.



Glove Mode also works with a passive stylus that has a mesh tip or rubber tip.