

# Feed Management

## Who are the Qualified Plan Writers?

All plans are written by experienced nutritionists who are members of the American Registry of Professional Animal Scientists. They have attended training on the feed management program, passed a written exam, and had two sample plans evaluated by NRCS or Penn State Extension Dairy Team staff. A list of qualified plan writers can be found at:

<http://extension.psu.edu/animals/dairy/nutrient-management/nrcs>

## Proposed Rates\*

### Feed Management Plan Development and Implementation

Year 1	\$2,000/group
Year 2	\$1,500/group
Year 3	\$1,100/group

Other assistance for Animal Feeding Operations

Comprehensive Nutrient Management Plan Development

*\*Subject to change.*


For more information on Feed Management and your farm, visit:

[www.pa.nrcs.usda.gov/technical/Feed\\_Management/](http://www.pa.nrcs.usda.gov/technical/Feed_Management/)



*USDA is an equal opportunity provider and employer.*

August 2012



## Increases Profitability and Decreases Nutrient Levels

## Do you...

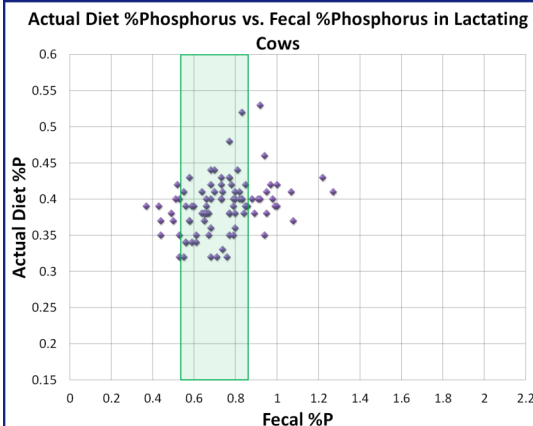
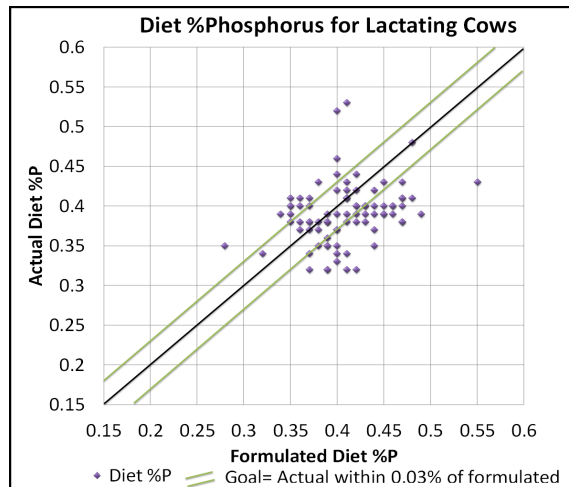
- Purchase the majority of feedstuffs for your farm?
- Want to improve the efficiency and utilization of your feed nutrients?
- Have a buildup of nutrients on your farm?
- Want to monitor feed costs associated with animal performance?

If you answered "Yes" to any of the questions, then feed management is right for you! NRCS offers payments to help you achieve success, through the Environmental Quality Incentives Program (EQIP). See the bottom of the next page for details on how our feed management

*The graphs below are based on actual results with Pennsylvania Dairies. The results demonstrate how more precise rationing and feeding methods can save your bottom line AND help improve the environment.*

The graph to the right shows that even if the %P formulation is correct, we don't always get intended results. Monitoring through a feed management plan can help get to desired levels.

Note: 59% of groups were outside the desired range of precision ( $\pm 0.03\%$ ). 45% of the groups had an actual %diet P below the formulated value. 15% of the groups had an actual %diet P above the formulated value.

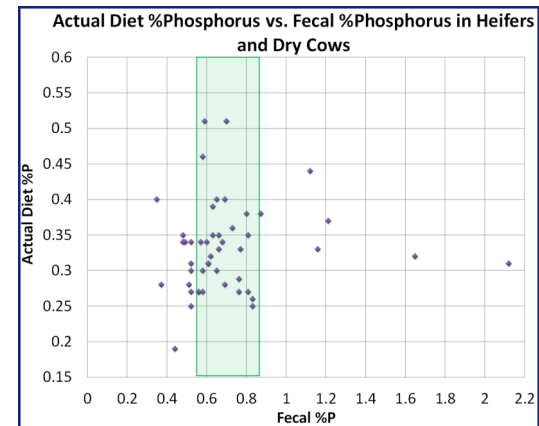
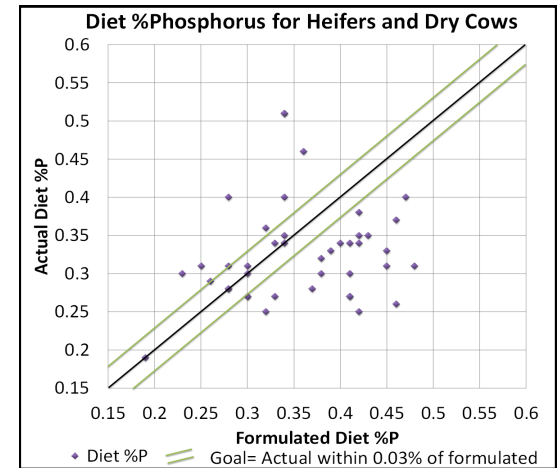


This graph shows the correlation between the diet ration and the resulting fecal analysis. The feed management plan will help to bring fecal phosphorus into the recommended range.

Note: 34% of groups were outside an acceptable range of .55-.85%. 23% were above .85%.

In the Heifer and Dry Cow groups, precision between the formulation and actual %P in the diet is even more important...here, 74% of the groups were outside an acceptable range of precision ( $\pm 0.03\%$ ). 55% of the groups had an actual %diet P below and 19% were above the formulated value.

The acceptable range of precision not only results in less nutrients, but also helps your bottom line.



Again, the graph shows that the actual diet %P can ultimately impact the fecal analysis and by following a feed management plan, fecal phosphorus levels can be maintained in the acceptable range.

In the Heifer and Dry Cow groups, 37% of groups were outside an acceptable range of .55-.85%. 12% were above .85%.

## How Does The Feed Management Process Work?

1. Ask your nutritionist about improving nutrient efficiencies on your farm.
2. Go to your local USDA NRCS service center and fill out an application. NRCS cannot approve funding if you have already started. Ask about your application status before beginning.
3. Work with a qualified feed management plan writer to develop a feed management plan for your farm.
4. Implement your plan and start saving money (see back page for payment rates).