

FY 2021 Financial and Easement Recap

FY 2021 Financial and Easement Recap



EQIP CONTRACTING STATUS AS OF 9/28/2021

Contracts:	445
Obligations:	\$21,175,267.65
Payments:	\$124,460.85
Contract Acres:	271,317.0

← **FY 2020**

FY 2021 →

https://protracts.sc.egov.usda.gov/ProTracts/Progra...

Export OK Cancel

Contracts:	474
Obligations:	\$18,823,197.25
Payments:	\$826,636.78
Contract Acres:	197,454.7

Farm Bill 2018 FY 21 Contracting


	Original Allocation	Revised Allocation	Preapproved Apps
<i>State Required:</i>			
Beginning Farmer	\$750,050.00	\$2,810,124.00	\$2,782,547.00
Socially Disadvantaged	\$750,050.00	\$271,060.00	\$269,503.00
Wildlife 10%	\$750,050.00	\$669,046.00	\$669,207.00
On Farm Energy	\$75,005.00	\$0.00	\$0.00
Organic	\$75,005.00	\$12,198.00	\$12,198.00
Priority Projects	\$1,994,003.00	\$1,931,842.00	\$1,872,832.00
Easement	\$200,000.00	\$33,791.00	\$33,791.00
Reserve (mods)	\$50,000.00	\$22,224.00	
Totals	\$4,644,163.00	\$5,750,285.00	\$5,640,078.00

<i>Nat. Init. Designated Funds:</i>			
Nation WQ - Foster-Kidder	\$317,022.00	\$502,064.00	\$502,064.00
Nation WQ - Walsh	\$210,000.00	\$256,210.00	\$256,210.00
Honey Bee/Pollinator	\$700,000.00	\$758,206.00	\$754,844.00
NPWQ & Wildlife	\$4,800,000.00	\$2,778,065.00	\$2,770,765.00
Sage Grouse	\$250,421.00	\$40,988.00	\$40,988.00
Joint Chiefs	\$333,000.00	\$89,307.00	\$76,561.00
Totals	\$6,610,443.00	\$4,424,840.00	\$4,401,432.00

Zone Sub Accounts	Cropland		
NW Zone	\$1,171,308.00	\$997,386.00	\$997,386.00
NE Zone	\$1,319,871.00	\$1,317,119.00	\$1,317,119.00
SW Zone	\$850,341.00	\$975,571.00	\$975,571.00
SE Zone	\$1,584,341.00	\$1,004,361.00	\$1,004,331.00
Totals	\$4,925,861.00		\$4,294,407.00
Zone Sub Accounts	Grassland		
NW Zone	\$700,319.00	\$1,335,140.00	\$1,309,258.00
NE Zone	\$208,274.00	\$376,150.00	\$374,573.00
SW Zone	\$1,283,004.00	\$1,656,519.00	\$1,656,519.00
SE Zone	\$767,672.00	\$1,040,638.00	\$1,040,638.00
Totals	\$2,959,269.00		\$4,380,988.00
Tribal LWG	\$522,040.00	\$121,339.00	\$119,769.00
Total LWG Funds	\$8,407,170.00	\$8,824,223.00	
Total Allocation	\$19,056,443.00	\$18,999,348.00	\$18,836,674.00

CSP FY 2021

 **CSP –Grassland Conservation Initiative**
Obligated \$401,430.00
Contracts 53
Acres 4459.1

 **CSP- Renewals**
Obligated \$7,798,792
Contracts 56
Acres 106,475.5

 **CSP Classic**
Obligated \$8,281,461.00
Contracts 54
Acres 128,940.7

WATERBANK PROGRAM 2021

40 New Contracts

5331.3 Acres


Allocation \$2,471,567



WRE FISCAL YEAR 2021

- ➔ **New Easements: 9**
- ➔ **Acres Enrolled: 1795**
- ➔ **Total Dollars: \$1,970,233**

FISCAL YEAR 2022



EQIP 2021 – A NEW VISION

Priority Projects

5 Total Selected

Irrigation - Statewide

James River CDU Nutrient Mgt

James River CDU Soil Erosion

Walsh County Trees

Couteau CDU Livestock Production Limitation



EQIP 2022 – PROPOSED


Discretionary Funding	Funding Pool Type	Percentage Proposed		
Multi County General	State	60%		
Tribal LWG	State	4%		
Organic	National	.5%		
Wildlife 10%	National	7%		
On-Farm Energy	National			
BF 5%	National	5%		
Socially Disadvantaged 5%	National	5%		
Special Projects - Locally Led Conservation	State	18.5%		
National Initiatives	Funding Pool Type			
Sage Grouse	National			
National WQ Initiative	National			
Honey Bee	National			
NPWQ and Wildlife	National			

EQIP 2022

Incentive Contracts

???

Stepping Stone EQIP → CSP



NWQI

SOURCE WATER PROTECTION –WALSH, GRAND FORKS

**TRADITIONAL NWQI RUSTEN SLOUGH – EDDY AND
FOSTER**

ACEP 2022

ALE Ranking Sheet

WRE Ranking Sheet

GARC

Three parallel white lines of varying lengths are positioned in the bottom right corner of the slide, slanted upwards from left to right.