

**NOTES:**

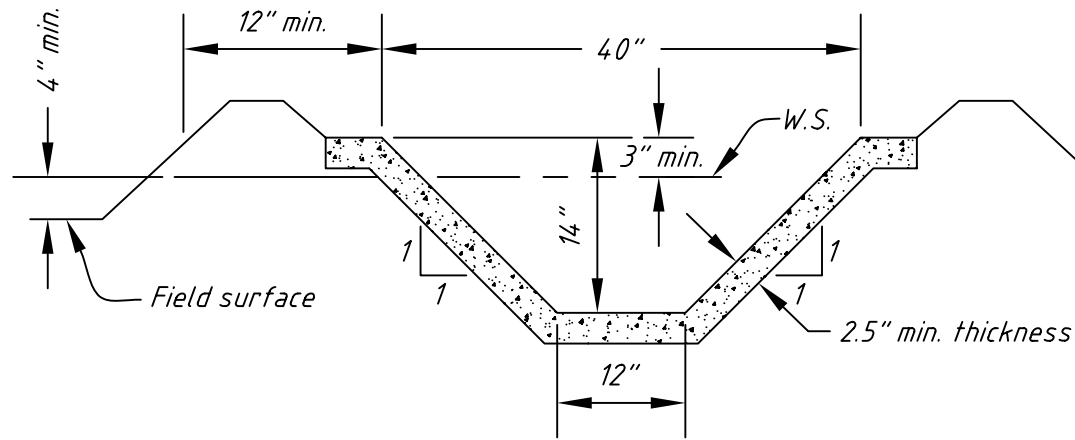
1. Drawing applicable to siphon tube irrigation and flows less than 1.5 cfs and ditch slopes of 0.00025 ft./ft. or greater.
2. Construction shall be in accordance with Wyoming construction specification 428-A.

**GENERAL INFORMATION:**

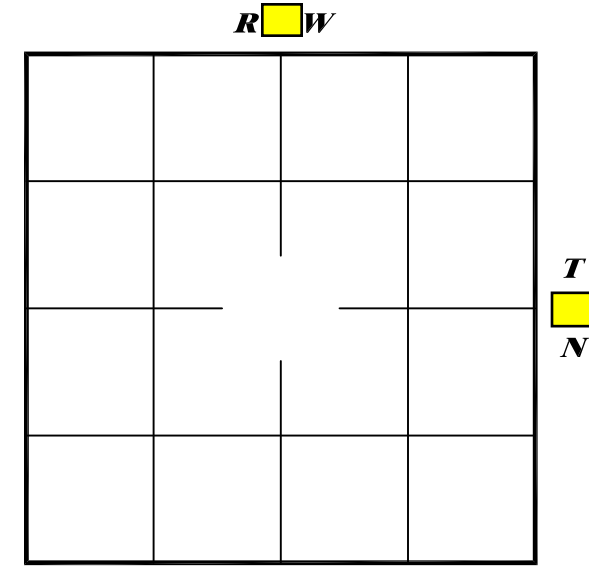
Design Flow  cfs.  
 Method of Curing   
 Score Interval  ft.  
 Ditch Slope  ft/ft. (min.)  ft/ft. (max.)

**T.B.M. DATA**


Elevation:   
 Description:   
 Location:



**DITCH CROSS SECTION**



**LOCATION MAP**  
 Scale: 1" =



**DITCH PROFILE**

Date:   
 Designed:   
 Drawn:   
 Checked:   
 Approved:

Cooperator:  Concrete Ditch Lining  
 County Conservation District  
 County, Wyoming



File No.   
 Drawing No. 428-01  
 Sheet  of